

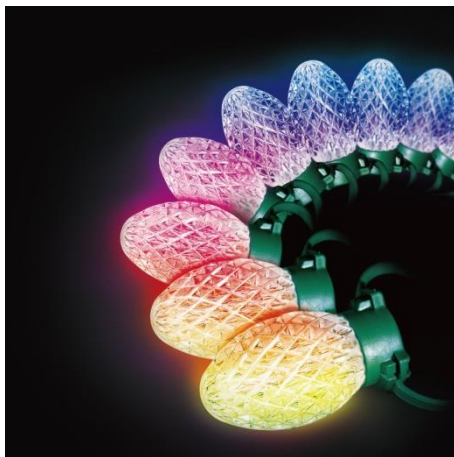


Wi-Fi

Operating Instructions Guidebook

(Please turn over for Spanish or French)

2 Follow any provided product Instructions. Once complete plug in product.



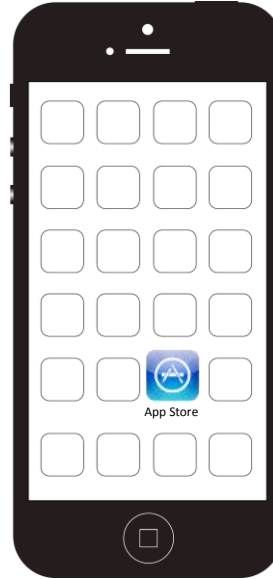
INFINITE LIGHT SHOW CREATIVITY
Synchronize Multiple Units via Smart Device Wi-Fi

LED Item No. 00851

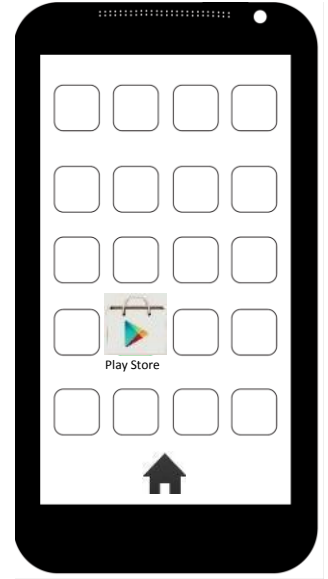
Apple Device

Android Device

1 Download and install iTWinkleLight Wi-Fi App.



1 Download and install iTWinkleLight Wi-Fi App.

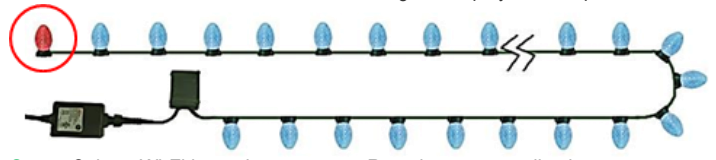


1


2a When powered on, your iTWinkle product automatically enables Wi-Fi connection.

The last LED in the string indicates the connection status.
Note: Multiple devices can be connected to string.

Red Color – Wi-Fi is scanning for available device (Boot-up). Changes from red to Green within 3 minutes before following the displayed color pattern.



Green Color – Wi-Fi is ready to connect. Remains green until color or pattern is changed.




3 Settings – Turn Wi-Fi “on”.



2 3

Launch Application

4 Return to Home screen and launch iTwinkle Wi-Fi App.



5 Select Feature and ENJOY!



4 5

iTwinkle LIGHT Features

Icon	Feature	Displays	Description
	myColor		Touch the circle to change colors. Slide to adjust brightness.
	Pattern		Scroll icons to select 1 of 8 programmed light shows.
	Customize		Create your own light sequence.
	Password		Password protected control.

8 Featured Patterns

No.	Icon	Description	No.	Icon	Description
1		Fade-in / Fade-out	5		Random Sparkling
2		Cascading	6		3-light Rainbow Chasing
3		Basic Color Wave	7		Fashion Color Wave
4		Alternate Directional Wave	8		Multi-Function

Support: To view these instructions online, see FAQ's and troubleshooting tips please visit us at www.geholidaylighting.com or call customer support toll free at 1-877-398-7337

Apple and Apple logo are trademarks of Apple Inc., registered in the U.S. and other countries. App Store is a service mark of Apple Inc.

Google play is a trademark of Google Inc.

Minimum System Requirements:

- **Apple IOS 8.0**
- **Android Version 4.1**

Technical Specifications:

- 120V 60Hz.
- Product retains the last light pattern when powered off.
- Effective Operating Temperature Range for Outdoor Items:
-20°C to 40°C (-4°F to 104°F)

This is not a toy, for decorative use only.

Screens shown are subject to the latest App and System updates.

**Nicolas Holiday Inc.,
9F, No. 37, Guangfu North Rd.
Taipei, Taiwan 10560
All rights reserved.**

6